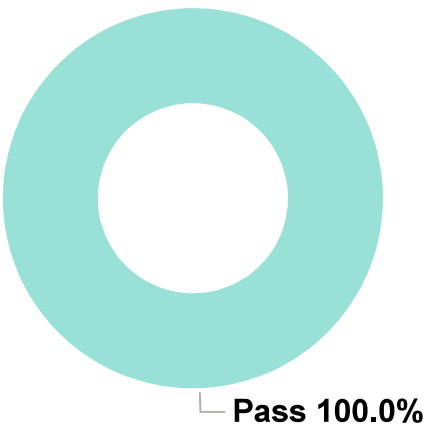
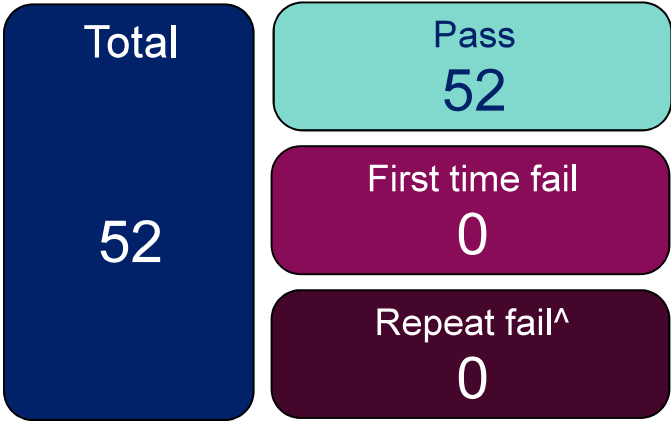


MySuper Performance Test August 2025



APRA

MySuper Products



Member Accounts*

16.4M

Total assets

\$1,206.9bn

Assets and Member Accounts are as at 30 June 2025 and include all accumulation members who access investment options underpinning a MySuper product. *Members may hold more than one account so the number of member accounts likely overstates the number of members. ^Closed to new members.

Non-Platform TDP Performance Test August 2025



APRA

Non-Platform TDPs


Total

374

Pass
374

First time fail
0

Repeat fail^
0



Pass 100.0%

Member Accounts*

4.2M

Total assets

\$432.0bn

Assets and Member Accounts are as at 30 June 2025. *Members may hold more than one account so the number of member accounts likely overstates the number of members. ^Closed to new members.

Platform TDP Performance Test August 2025



APRA

Platform TDPs

Total

137

Pass

130

First time fail

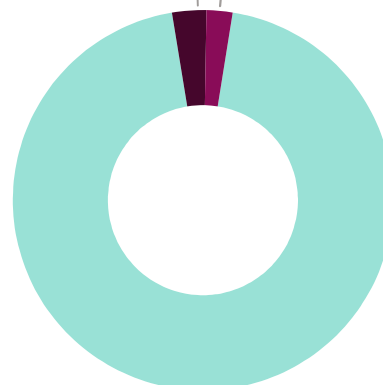
3

Repeat fail[^]

4

Repeat fail 2.9%

Fail 2.2%



Pass 94.9%

Member Accounts*

Total

164.0K

Pass

155.5K

First time fail

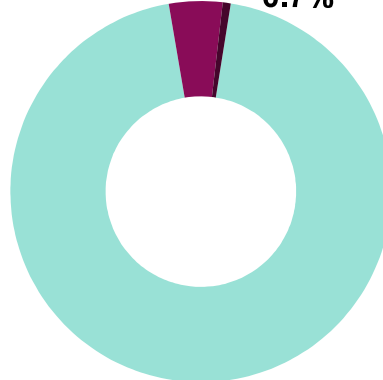
7.4K

Repeat fail[^]

1.1K

Fail 4.5%

Repeat fail 0.7%



Pass 94.8%

Total Assets

Total

\$19.9bn

Pass

\$18.9bn

First time fail

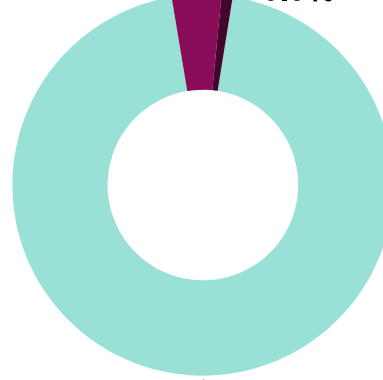
\$831.8M

Repeat fail[^]

\$188.2M

Fail 4.2%

Repeat fail 0.9%



Pass 94.9%

Assets and Member Accounts are as at 30 June 2025. *Members may hold more than one account so the number of member accounts likely overstates the number of members. ^Closed to new members.